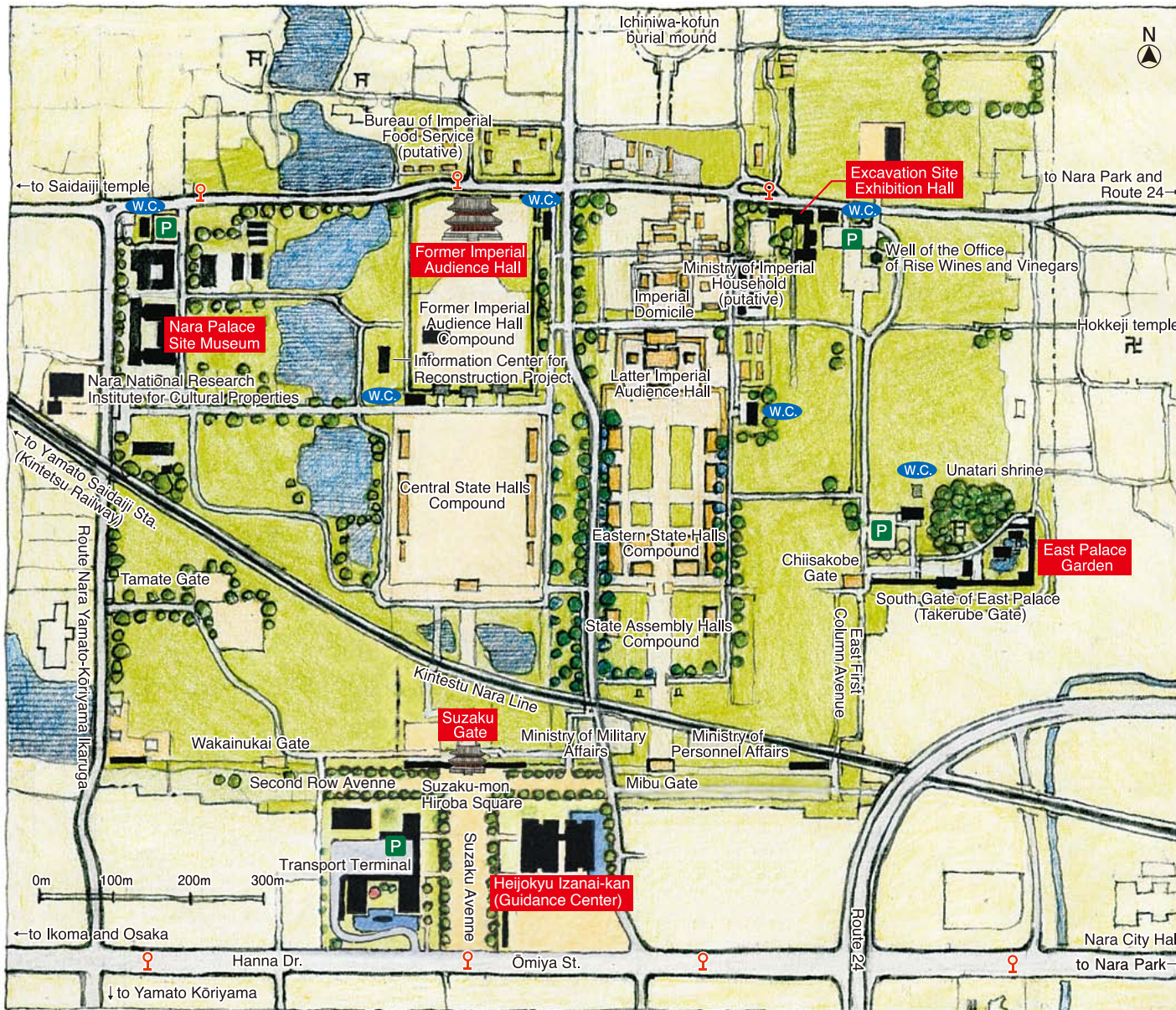


World Heritage/Special Historic Site

Guide Map for Nara Palace Site

Public Facilities **Free of Charge**

- Nara Palace Site Museum •Excavation Site Exhibition Hall •Suzaku Gate
- Former Imperial Audience Hall •East Palace Garden



cooperated with NPO Nara Palace Site Support Network

- Open daily 9:00-16:30(last admission 16:00)
- Closed on Monday(except for National Holidays on Monday, in which case the museum is open on the holiday and closed the following Tuesday instead) and year-end holidays.
- Contact:Telephone 0742-30-6753
E-mail jimuj@nabunken.go.jp
- <http://www.nabunken.go.jp/>



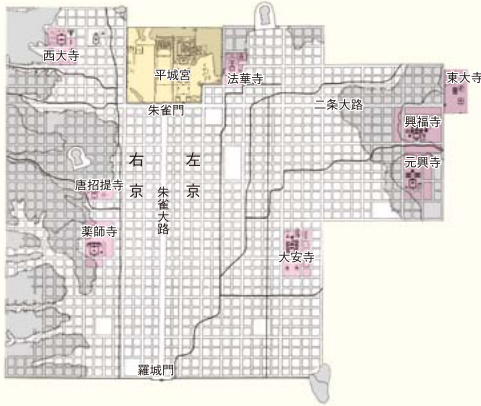
*Access/15-30 minutes walk to the east from Yamato Saidaiji station of Kintetsu Railway
By Nara-Kotsū Bus, en route between Kintetsu/JR Nara station and Saidaiji



Nara National Research Institute
for Cultural Properties

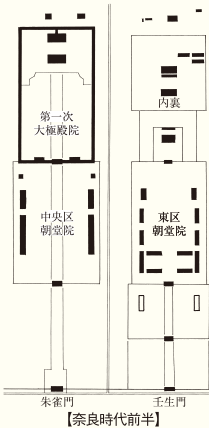
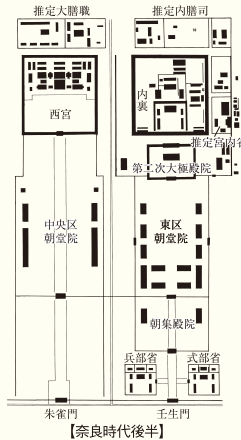
Nara Capital (Heijō-kyo) and Nara Palace (Heijō-kyu)

In AD 710 (Wado 3), the Nara Capital was established at the northern edge of the Nara basin, moving the capital from Fujiwara near Asuka. The capital was designed after the Tang Chinese capital Chang'an. The city area measured six kilometers from east to west and five kilometers from north to south. The Nara Palace was located on the land one kilometer square at the center of the northern end of the city, and within the palace there were several buildings and compounds such as Imperial Audience Hall, State Halls Compound, Imperial Domicile, and several government office compounds.



Transformation of Nara Palace

The Nara period covers the 75 years from AD 710 to 784. In AD 710, the capital was relocated from Fujiwara to Nara, and it was relocated to Nagaoka in AD 784. The Emperor Shōmu moved the capital to other places temporarily such as Kuni and Shigaraki in the period between AD 740 and 745, and the imperial buildings and governmental offices in the Nara Palace were drastically transformed around this period. The reconstructed Imperial Audience Hall belonged to the early Nara period. In the later Nara period the Imperial Audience Hall was erected again in the eastern district, at the south side of the Imperial Domicile. This is called Latter Imperial Audience Hall. A number of buildings in the Imperial Domicile and the governmental offices were replaced and renovated several times. We consider that this was not due to repairing of old building, but due to other special reason.



Suzaku Gate (Suzaku Mon)



From the main entrance of the Nara Capital called Rajō Gate, the Suzaku Boulevard, the main street of the city approximately 75 m wide, was extending north for 3.7 kilometers to the Suzaku Gate, the main entrance of the Nara

Palace. The palace was surrounded by great earthen walls and had twelve gates. The Suzaku Gate was reconstructed in 1998. The Suzaku Gate measured 25 meters in width and 10 meters in depth, with 22 meters in height. The gate was two-storied building and greater than any other gates.

The southern open space was a part of the Suzaku Boulevard, and the Nijō-ji (the second street) approximately 37 meters wide was extending in the east-west direction in front of the gate.

Former Imperial Audience Hall

The Imperial Audience Hall was the most important building in the palace. Emperor's throne (Takamikura) was set in the ceremonies of coronation and New Year's Day. This was the largest building in the palace, measuring 44 meters in width and 20 meters in depth, with 27 meters in height. The building was reconstructed based upon archaeological data and architectural studies on existing buildings of the Nara period. The reconstruction was launched in 2001 and finished in 2010, being the 1,300th anniversary of the Nara Capital.



Latter Imperial Audience Hall and Imperial Domicile (Dairi)



In AD 745 (Tenpyō 17), Emperor Shōmu established a new building of the Imperial Audience Hall, after the capital relocation from Shigaraki to Nara. This is the Latter Imperial Audience Hall.

The remains of the platforms of the Latter Imperial Audience Hall and the Eastern State Halls had persisted by the Meiji era (late 19th century), which led to the discovery of the site by Tadashi Sekino, a researcher of architecture history. Subsequently, Kajūrō Tanada, a local gardener, devoted his own life working on a public movement for protection of the site. The area on the north side of the Latter Imperial Audience Hall is the site of Imperial Domicile. Reconstructed buildings with cypress bark roof on the east side are at a putative location of the Ministry of Imperial Household.

East Palace Garden

Archaeological excavations uncovered remains of a large garden in the southeast corner of the Nara Palace Site in 1967. This was named "East Palace Garden" because the neighboring area is considered to be the site of the East Palace. The garden was reconstructed in 1998. Within the area measuring 80 m from east to west and 100 m from north to south, there were several buildings around a curvilinear-shaped pond. In the vicinity of the site, Empress Shōtoku built "Jeweled Hall of the East Palace", and held banquets.



The excavation revealed that the garden was originally made in a Chinese style in the early Nara period, and modified in a Japanese style in the late Nara period.

Nara Palace Site Museum

Nara National Research Institute for Cultural Properties has conducted research and investigation of the site on a continual basis since 1959. The Nara Palace Site Museum exhibits the results of the excavations for the public in ways which will make it more readily understandable.

The museum consists of galleries for the palace and its administrative offices, unearthed artifacts, archaeological science, and special exhibition, in addition to a booth for information and guidance, museum shop, and lounge.



Excavation Site Exhibition Hall

This Excavation Site Exhibition Hall displays an opened excavated site and archaeological features in situ. It has three galleries: In the north gallery, features of pillars for wooden buildings are displayed, which were continuously rebuilt for four times during the Nara period. Unearthed remains of large well frames and scale models of



large palace buildings are exhibited in the north and central galleries. Remains of a unique building with brick platform are displayed in the south gallery.